

AUGMENT[®]

Bone Graft

(rhPDGF-BB/ β -TCP)

Preparation Steps

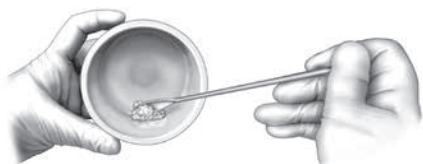
AUGMENT[®] Bone Graft



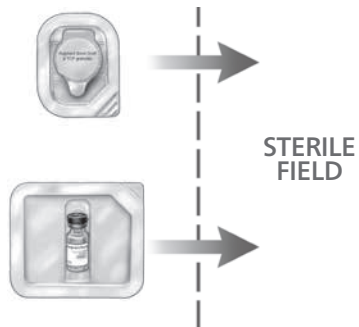
AUGMENT[®] Bone Graft is supplied as a two component kit. Each kit consists of:

- » A cup containing β -TCP particulate
- » A vial containing solution of 0.3 mg/ml rhPDGF-BB in sodium acetate buffer

NOTE: Preparation of this mixture should be done at least 10 minutes before implantation in the joint space(s) intended for arthrodesis because it requires this time period to saturate. Please plan accordingly.



- 4** Using a spatula, curette, or similar instrument, gently stir these two components together for approximately 30 seconds to ensure a homogeneous mixture. This mixture should, at that point, have the consistency of wet sand.



- 1** Using sterile technique, transfer both the cup (containing the β -TCP granules) as well as the vial (containing the rhPDGF-BB solution) to the sterile field.



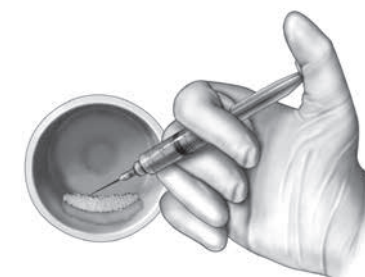
- 5** The rhPDGF-BB saturated graft mixture should be left undisturbed for 10 minutes before being implanted to ensure optimal saturation of the β -TCP particles. Ensure that the entire volume of both components is combined. The product should be implanted within one (1) hour of mixing the two components.



- 2** First open the cup and transfer the β -TCP granules to a separately available sterile surgical bowl.



- 6** Immediately prior to implantation, the entire contents should be mixed briefly again to ensure complete saturation of the β -TCP particles.
- AUGMENT[®] Bone Graft should be implanted on already prepared host bone surfaces, being careful not to overstuff the joint space(s). This material should be inserted amongst all peri-articular defects (both pre-existent and surgically created). This will maximize bony apposition but not impede direct host bone to host bone apposition.



- 3** Then using a syringe and needle, draw up the liquid contents of the vial in its entirety (the rhPDGF-BB solution). Transfer all of the fluid to the surgical bowl containing the β -TCP granules.



- 7** Any rhPDGF-BB liquid remaining in the bowl after implantation of a sufficient amount of AUGMENT[®] Bone Graft may then be drawn up and used to hydrate the already implanted AUGMENT[®] Bone Graft dispersed throughout the fusion site.



Ordering Information

Part No.	Description	Volume
K20003010	AUGMENT [®] Bone Graft	3cc

Please see the AUGMENT[®] Bone Graft Instructions for Use for more information regarding the surgical technique, contraindications, warnings, precautions, and storage instructions.

